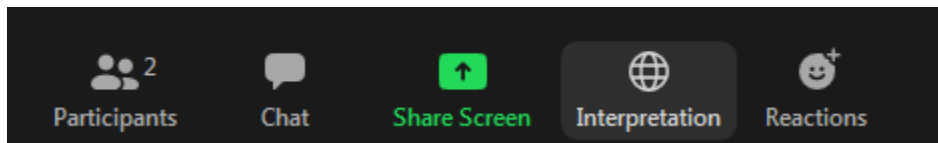


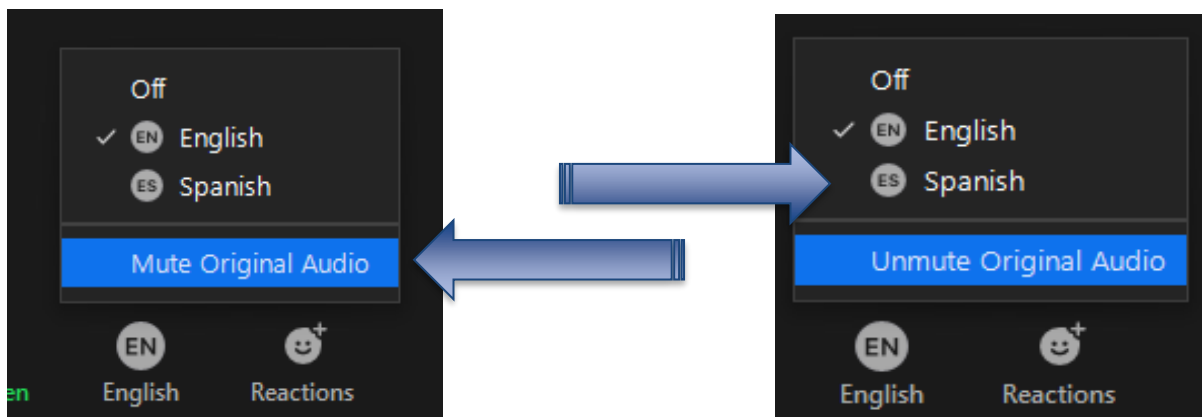
Language Settings for Participants

English Proficiency Zoom Setting

- Please select the “Interpretation” icon in the Zoom toolbar.



- For English, all participants MUST select the “English” channel and “Mute Original Audio.”

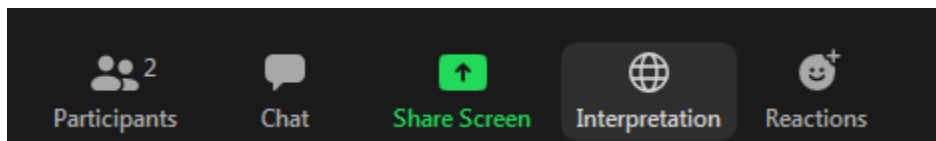


Final View

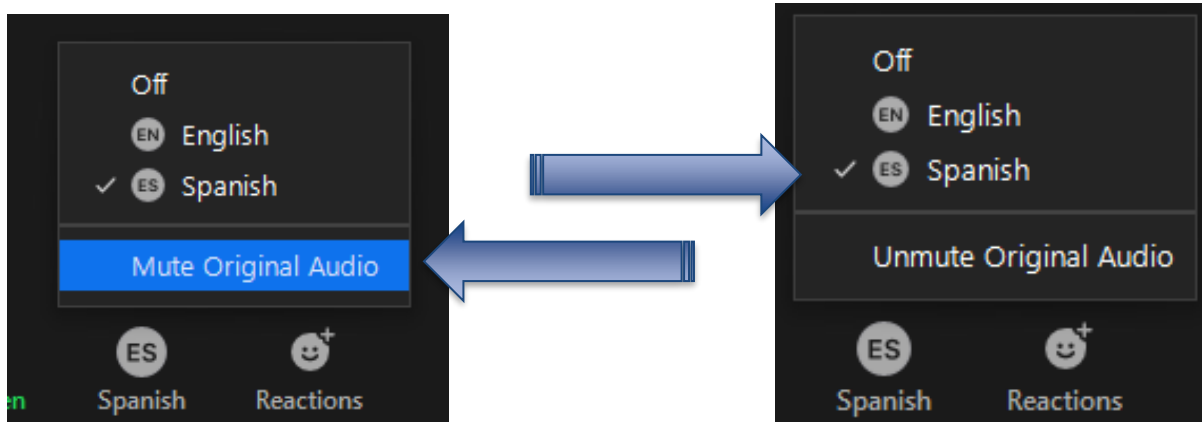
Selección de Lenguaje para los Participantes

Instrucciones de Zoom Para Interpretación en Español

- Por favor seleccione el icono **“interpretación”** en su barra de instrumentos de Zoom en la parte inferior de su pantalla.



- Para oír en Español, TIENEN elegir el canal **“Spanish”** (o “Español”) y **“Mute Original Audio”** (“Poner en Silencio Sonido Original”).

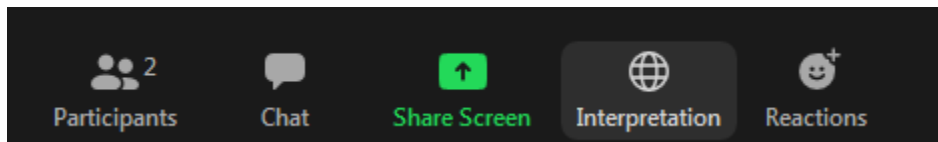


Vista Final

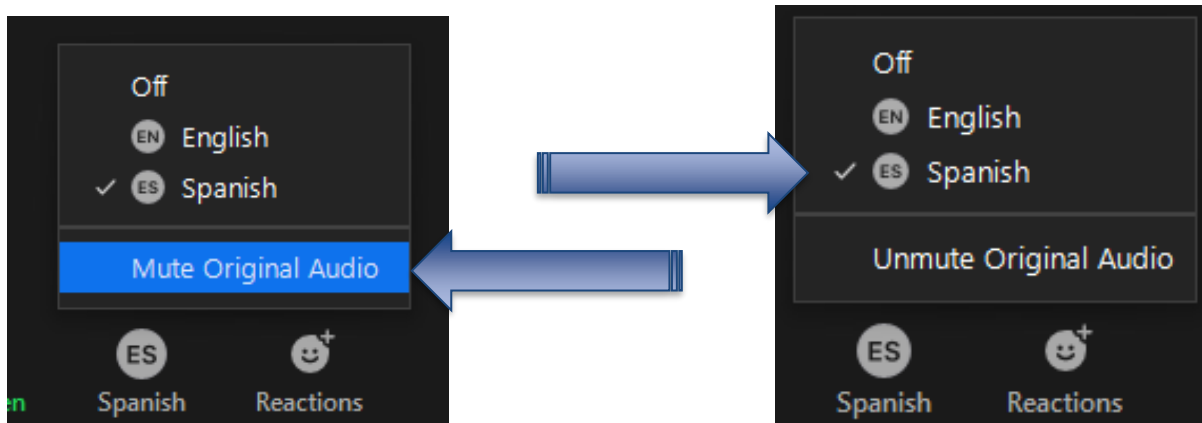
Reglaj Lang lan pou Patisipan yo

Enstruksyon Zoom pou entèpretasyon an Kreyòl

- Silvouplè, pese sou sembòl **“Entèpretasyon”** nan ba zoutil Zoom lan.



- Pou Kreyòl, patisipan yo DWE pese sou kanal **“Français”** lan e pese sou **“Mute Original Audio”** (“mòd silans pou son orijinal la”).



Imaj final